


















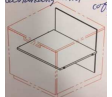




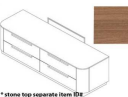



CODE	PRODUCT NAME	PIC.	SPEC.	QTY	Unit Price (USD) FOB	Amount	Note
K-200	ACCENT NIGHTSTAND WITH WHITE QUARTZ TOP		DIM: 17"DIA X 22 1/2"H BASE: SHAPED BASE OF FOUR LAYERS OF FIBERGLASS WITH 17" TOP DIA, 14" BOTTOM DIA WITH ANGLED SHAPE AT CENTER, FIBERGLASS HAS THRU BODY GRAY COLOR RESIN; TOP OF BASE INCLUDES 3/8" PLYWOOD ENCASED WITHIN FIBERGLASS FOR STRUCTURE, WILL SUPPORT UP TO 250 LBS. BASE FINISH: BLACK MATT POWDERCOAT # BK-121 WITH	26	\$123.00	\$3,198.00	
K-201	KING HEADBOARD WITH TWO EACH 24" SIDE PANELS		OVERALL DIM: 121"W X 3"D X 68"H HEADBOARD - 73"W SIDE PANELS - TWO EACH 24"W WITH REMOVABLE ACCESS PANEL FOR ACCESS TO ELECTRICAL WOOD VENEER: VICWOOD AMERICAN WALNUT #2C OR ECHO WOOD AMERICAN P/S WALNUT WT-2C	25	\$304.00	\$7,600.00	
K-201CN	18" CANTILEVER NIGHTSTAND FOR TYPICAL KING		OVERALL DIM: 18"W X 14 1/2"D X 8"H WOOD VENEER: VICWOOD AMERICAN WALNUT #2C OR ECHO WOOD AMERICAN P/S WALNUT WT-2C LAMINATE: HIGH PRESSURE LAMINATE-ANSONART 8846NT OILED LEGNO (ASIA) OR FORMICA 8846NT OILED LEGNO (US) FRONT EDGE: PVC EDGE BAND 1ML PVC TO MATCH OILED LEGNO	27	\$53.00	\$1,431.00	
K-212	PLATFORM BED - 72" KING - BLACK		OVERALL DIM: 72"W X 80"L X 12"H BASE: 10 5/8" H BASE RECESSED 8" ON EACH SIDE AND END PLATFORM EDGE: 1MM THICK BLACK PVC EDGE BANDING WITH 2 1/2" RADIUS CORNERS ON FOOT END OF PLATFORM LAMINATE: BLACK LPL USED ON RECESSED BASE AND PLATFORM TOP	25	\$198.00	\$4,950.00	
Q-201	QUEEN/QUEEN HEADBOARDS FOR READING LIGHTS WITH 25" CENTER PANEL		OVERALL DIM: 161"W X 3"D X 68"H HEADBOARDS - 68"W CENTER PANEL - 25"W WITH REMOVABLE ACCESS PANEL FOR ACCESS TO ELECTRICAL WOOD VENEER: VICWOOD AMERICAN WALNUT #2C OR ECHO WOOD AMERICAN P/S WALNUT WT-2C	65	\$321.00	\$20,865.00	
Q-201CN	25" CANTILEVER NIGHTSTAND FOR TYPICAL DD & QQ		OVERALL DIM: 25"W X 14 1/2"D X 8"H WOOD VENEER: VICWOOD AMERICAN WALNUT #2C OR ECHO WOOD AMERICAN P/S WALNUT WT-2C LAMINATE: HIGH PRESSURE LAMINATE-ANSONART 48846 NT OILED LEGNO (ASIA) OR FORMICA 8846NT OILED LEGNO (US) FRONT EDGE: 1ML PVC EDGE BAND TO MATCH FORMICA OILED	65	\$56.00	\$3,640.00	
Q-201-ACC	QUEEN/QUEEN HEADBOARDS FOR READING LIGHTS WITH 28" CENTER PANEL		OVERALL DIM: 164"W X 3"D X 68"H HEADBOARDS - 68"W CENTER PANEL - 28"W WITH REMOVABLE ACCESS PANEL FOR ACCESS TO ELECTRICAL WOOD VENEER: VICWOOD AMERICAN WALNUT #2C OR ECHO WOOD AMERICAN P/S WALNUT WT-2C	5	\$321.00	\$1,605.00	
Q-201CN-ACC	28" CANTILEVER NIGHTSTAND FOR ACCESSIBLE D/D + QQ ROOMS		OVERALL DIM: 28"W X 14 1/2"D X 8"H WOOD VENEER: VICWOOD AMERICAN WALNUT #2C OR ECHO WOOD AMERICAN P/S WALNUT WT-2C LAMINATE: HIGH PRESSURE LAMINATE-ANSONART 48846 NT OILED LEGNO (ASIA) OR FORMICA 8846NT OILED LEGNO (US) FRONT EDGE: 1ML PVC EDGE BAND TO MATCH FORMICA OILED	5	\$56.00	\$280.00	
Q-212	PLATFORM BED-QUEEN-BLACK		OVERALL DIM: 60"W X 80"L X 12"H BASE: 10 5/8" H BASE RECESSED 8" ON EACH SIDE AND END PLATFORM EDGE: 1MM THICK BLACK PVC EDGE BANDING WITH 2 1/2" RADIUS CORNERS ON FOOT END OF PLATFORM LAMINATE: BLACK LPL USED ON RECESSED BASE AND PLATFORM TOP	130	\$181.00	\$23,530.00	
Q-212-ACC	PLATFORM BED-QUEEN-BLACK-FOR ACCESSIBLE ROOMS		OVERALL DIM: 60"W X 80"L X 9"H BASE: 7 3/4"H BASE RECESSED 8.5" ON EACH SIDE AND 5" AT THE END CUT OUT AT BASE: ON BOTH LONG SIDES OF PLATFORM BASE, 56"W X 7"H PLATFORM EDGE: 1ML THICK BLACK PVC EDGE BANDING WITH 2 1/2"	10	\$181.00	\$1,810.00	
Q-270L	LEFT 43" QUEEN REFRIGERATOR MICROWAVE CLOSET UNIT - TAMPER RESISTANT		OVERALL DIMENSIONS: 43"W X 34"D X 85"H UPPER CAVITY: 20 1/2"W X 15 1/2"D X 11 3/4"H MICROWAVE CAVITY: 20 1/2"W X 15 1/2"D X 12 1/2"H COFFEE MAKER CAVITY: 20 1/2"W X 15 1/2"D X 19 1/2"H REFRIGERATOR CAVITY: 19"W X 19 3/4"D X 23 3/8"H - FITS REFRIGERATOR SIZED 18 1/2"W X 19"D X 22 3/8"H WOOD SOLIDS: POPLAR	61	\$542.00	\$33,062.00	including FC-739 outlets
Q-270R	RIGHT 43" QUEEN REFRIGERATOR MICROWAVE CLOSET UNIT - TAMPER RESISTANT		OVERALL DIMENSIONS: 43"W X 34"D X 85"H UPPER CAVITY: 20 1/2"W X 15 1/2"D X 11 3/4"H MICROWAVE CAVITY: 20 1/2"W X 15 1/2"D X 12 1/2"H COFFEE MAKER CAVITY: 20 1/2"W X 15 1/2"D X 19 1/2"H REFRIGERATOR CAVITY: 19"W X 19 3/4"D X 23 3/8"H - FITS REFRIGERATOR SIZED 18 1/2"W X 19"D X 22 3/8"H WOOD SOLIDS: POPLAR	31	\$542.00	\$16,802.00	including FC-739 outlets
Q-270R-ACC	RIGHT 43" QUEEN REFRIGERATOR MICROWAVE CLOSET UNIT - TAMPER RESISTANT		OVERALL DIMENSIONS: 43"W X 34"D X 85"H UPPER CAVITY: 20 1/2"W X 15 1/2"D X 11 3/4"H MICROWAVE CAVITY: 20 1/2"W X 15 1/2"D X 12 1/2"H COFFEE MAKER CAVITY: 20 1/2"W X 15 1/2"D X 19 1/2"H REFRIGERATOR CAVITY: 19"W X 19 3/4"D X 23 3/8"H - FITS REFRIGERATOR SIZED 18 1/2"W X 19"D X 22 3/8"H WOOD SOLIDS: POPLAR	5	\$542.00	\$2,710.00	including FC-739 outlets
Q-270LTOPT	OPTIONAL CLOSET LIGHT		ITEM: OPTIONAL CLOSET LIGHT SOURCE: FURNLITE FC-3580 LED LAMP: LED - WARM WHITE DIMENSIONS: 22 7/8"W X 1"D X 1 5/16"H MOUNTING CLIPS: 2 EACH INCLUDED CORD: 10' UL LISTED	95	\$37.00	\$3,515.00	

X-202	72" DESK-BLACK		OVERALL DIM: 72"W X 23 1/2"D X 30"H LAMINATE: HPL-BLACK WOODGRAIN-ANSONART 3595-SV(ASIA) OR WILSONART 1595K-28 (US) TOP: 1 1/4" THICK EDGE: BLACK T-MOLD EDGE - REHAU #618486 - TEXTURED BLACK LEGS: 2" DIA ANGLED METAL LEGS WITH MOUNTING BRACKETS AT TOP TO ATTACH TO UNDERSIDE OF DESK TOP	91	\$133.00	\$12,103.00	
X-202A	66" DESK WITH PIN LEGS-BLACK		OVERALL DIM: 66"W X 23 1/2"D X 30"H LAMINATE: HPL-BLACK WOODGRAIN-ANSONART 3595-SV(ASIA) OR WILSONART 1595K-28 (US) TOP: 1 1/4" THICK EDGE: BLACK T-MOLD EDGE - REHAU #618486 - TEXTURED BLACK LEGS: 2" DIA ANGLED METAL LEGS WITH MOUNTING BRACKETS AT TOP TO ATTACH TO UNDERSIDE OF DESK TOP, ONE SIDE FULL	5	\$133.00	\$665.00	
X-202ACR	RIGHT CABINET		OVERALL DIM: 23"W X 23 1/2"D X 26 1/4"H WOOD VENEER: VICWOOD AMERICAN WALNUT #2C OR ECHO WOOD AMERICAN P/S WALNUT WT-2C WOOD SOLID: POPLAR GRAIN: VERTICAL ON DOOR & END PANELS FINISH: MODIFIED POLYURETHANE OR UV TOP COAT OR CATALYST	5	\$83.00	\$415.00	
X-202ACS	SHELF KIT FOR ACCESSIBLE COFFEE CABINET		DIMENSIONS: BACK PANEL - 19 7/8"W X 1/4"D X 21 5/8"H SHELF - 21 1/4"W X 18"D X 3/4"H WOOD VENEER: VICWOOD AMERICAN WALNUT #2C OR ECHO WOOD AMERICAN P/S WALNUT WT-2C LAMINATE: HIGH PRESSURE LAMINATE-ANSONART 48846 NT OILED	5		\$0.00	
X-203L X-203STNL	LEFT LUGGAGE BENCH W/O TOP-OILED LEGNO <b>with stone top</b>	 <small>* stone top separate item ID</small>	OVERALL DIM: 33"W X 20"D X 23 1/2" BENCH DIM: 32 3/4"W X 19 7/8"D X 19 1/2"H WOOD VENEER: VICWOOD AMERICAN WALNUT #2C OR ECHO WOOD AMERICAN P/S WALNUT WT-2C WOOD SOLID: POPLAR GRAIN: HORIZONTAL ON DRAWERS, VERTICAL ON END PANELS &	56	\$155.00	\$8,680.00	
X-203R X-203STNR	RIGHT LUGGAGE BENCH W/O TOP-OILED LEGNO <b>with stone top</b>	 <small>* stone top separate item ID</small>	OVERALL DIM: 33"W X 20"D X 23 1/2" BENCH DIM: 32 3/4"W X 19 7/8"D X 19 1/2"H WOOD VENEER: VICWOOD AMERICAN WALNUT #2C OR ECHO WOOD AMERICAN P/S WALNUT WT-2C WOOD SOLID: POPLAR GRAIN: HORIZONTAL ON DRAWERS, VERTICAL ON END PANELS &	46	\$155.00	\$7,130.00	
X-204	TV PANEL-OILED LEGNO		OVERALL DIM: 63 1/2"W X 31 1/2"H X 4"D WINGS ON SHORT SIDES: 1"W X 2 1/2"D WOOD VENEER: VICWOOD AMERICAN WALNUT #2C OR ECHO WOOD AMERICAN P/S WALNUT WT-2C WOOD SOLID: POPLAR GRAIN: HORIZONTAL ON PANEL, VERTICAL ON WINGS AT END OF	122	\$128.00	\$15,616.00	<b>including FC-707 outlets</b>
X-208	BENCH OVER PTAC UNIT		OVERALL DIM: 95 1/2"L X 8"D X 23 3/8"H TO TOP OF WINGS AT BENCH END WINGS: 2 1/2"H, CLEARANCE UNDER BENCH: 20 7/8", BENCH TOP IS 1 3/16" THICK WOOD VENEER: VICWOOD AMERICAN WALNUT #2C OR ECHO	102	\$66.00	\$6,732.00	
X-216 with X-216STN	4 DRAWER 65" DRESSER FOR SUITES-OILED LEGNO- <b>WITH TOP</b>	 <small>* stone top separate item ID</small>	OVERALL DIM: 65"W X 20"D X 23 1/2" DRESSER DIM: 64 3/4"W X 19 7/8"D X 19 1/2"H WOOD VENEER: VICWOOD AMERICAN WALNUT #2C OR ECHO WOOD AMERICAN P/S WALNUT WT-2C WOOD SOLID: POPLAR GRAIN: HORIZONTAL ON DRAWERS, VERTICAL ON END PANELS &	26	\$319.00	\$8,294.00	
X-220	42" OVAL COCKTAIL TABLE FOR SUITES-BLACK		OVERALL DIM: 42"W X 24 1/2"D X 20"H LAMINATE: HPL-BLACK WOODGRAIN-ANSONART 3595-SV(ASIA) OR WILSONART 1595K-28 (US) TOP: 1 1/4" THICK RACETRACK SHAPED TOP EDGE: BLACK T-MOLD EDGE - MATTE - TO MATCH OUTWATER PLASTICS 303-1032-BK, 1 1/4"W 1/2" THICK LEGS: 2" DIA ANGLED METAL LEGS WITH MOUNTING BRACKETS AT	25	\$66.00	\$1,650.00	
X-316	22" x 68" FULL LENGHT MIRROR		OVERALL DIMENSIONS: 22"W x 68"H x 1/2"D FRAME MFR: PI FINE ART FRAME SIZE: 7/8"W FRAME MATERIAL: METAL FRAME COLOR: ANTIQUED BRASS FRAME MODEL NO: GLASS: MIRROR	97	\$112.00	\$10,864.00	
<b>TOTAL</b>						<b>\$197,147.00</b>	